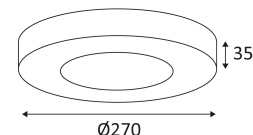


ASPI 1 SENSOR PLUS

- Wall or ceiling lamp.
- 3000K or 4000K as desired via a switch in the luminaire.
- With 360° HF sensor, adjustable detection area max. 12m in diameter
- Opaline polycarbonate diffuser.
- Non-dimmable converter built in the device.



















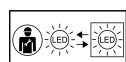
This product contains 1 light source(s) of energy efficiency G.

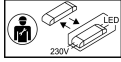
CODE	COLOR	MATERIAL	AC	LED	T° (K)	LED Lumen	System Lumen
OU440NW24	ANTHRACITE	CAST ALUMINIUM	AC 230V	30W	3000-4000K	3000 Lm (4000K)	2081 Lm (4000K)
OU440NW30	MATT WHITE	CAST ALUMINIUM	AC 230V	30W	3000-4000K	3000 Lm (4000K)	2081 Lm (4000K)



MATT WHITE

-  Wall and ceiling mounting only.
-  Indoor and outdoor use.
-  Protected against dust, And protected against water spray.
-  Protection against an impact energy of 20 Joules.
-  Earth wire . Fixture equipped with primary insulation only.
-  Beam 110°.
-  Product in conformity CE.
-  CRI>80
-  2 CCT.
3000K
4000K
-  LED specifications.
L70B50
50.000h
-  Photobiological risk RG1
-  Test on 850°.
-  Power supply included.
-  With sensor.
-  3 years warranty.
-  Photometric data available on our website: www.indigo-lighting.com

 Replaceable LED light source by an electrician.



Replaceable control gear by an electrician.