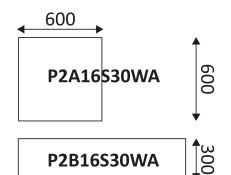


SOLIS

- LED panel.
 - PS diffuser with prismatic structure.
 - Quick connector and safety steel cable (1m) included.
 - Remote non-dimmable converter supplied.
- This product contains 1 light source(s) of energy efficiency D.

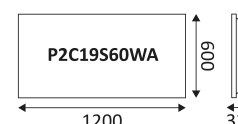


CODE	COLOR	MATERIAL	LED	T° (K)	LED Lumen	System Lumen	L (mm)
P2A16S30WA	MATT WHITE	ALUMINIUM	30W	4000K	4125 Lm	3450 Lm	600
P2B16S30WA	MATT WHITE	ALUMINIUM	30W	4000K	4125 Lm	3450 Lm	1200
P2C19S60WA	MATT WHITE	ALUMINIUM	60W	4000K	8250 Lm	6600 Lm	1200

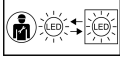


MATT WHITE MATT WHITE MATT WHITE

- Recessed ceiling mounting only.
- Indoor use only.
- Protected against the ingress of solid bodies greater than 1mm. No protection against the ingress of liquids.
- Protection against an impact energy of 0,20 Joule.
- Live parts are equipped with additional isolation protection, such as reinforced or double insulation.
- Beam 90°.
- Product in conformity CE.
- CRI >80
- LED specifications.
- UGR below 19.
- Photobiological risk RG0
- Test on 650°.
- Product can not be covered after installation even with insulation.
- Power supply included.
- 5 years warranty.
- Photometric data available on our website: www.indigo-lighting.com



- Replaceable control gear by an electrician.



Replaceable LED light source by an electrician.